



STEP-BY-STEP GUIDE ON HOW TO PURCHASE BEDC TOKENS ON THE IRECHARGE MOBILE APP



iRecharge



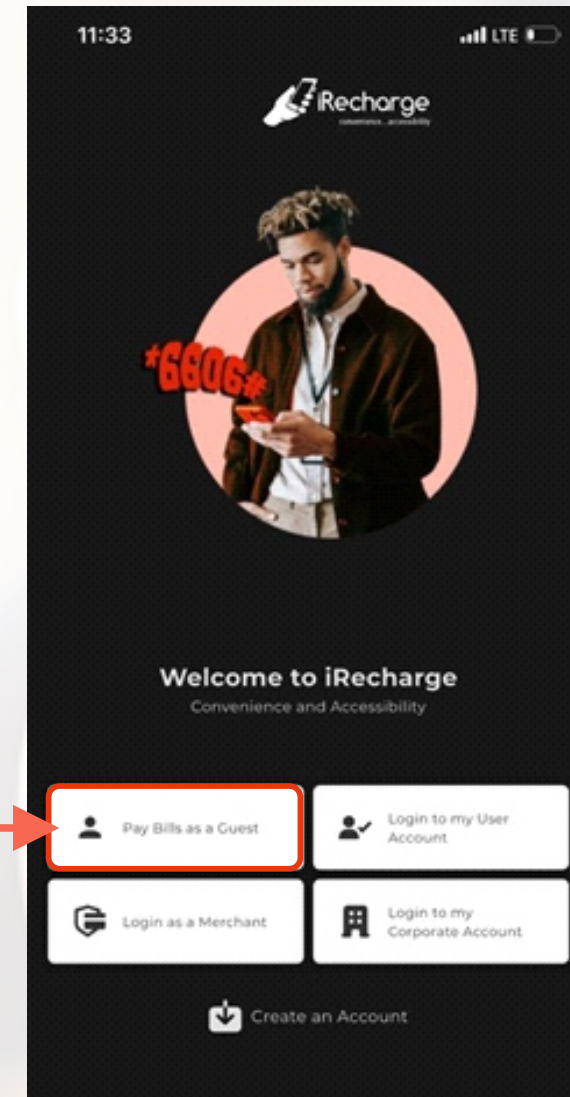
Accelerate

Step 1:

Download the iRecharge app from the Google Play Store (for Android) or the App Store (for iOS).

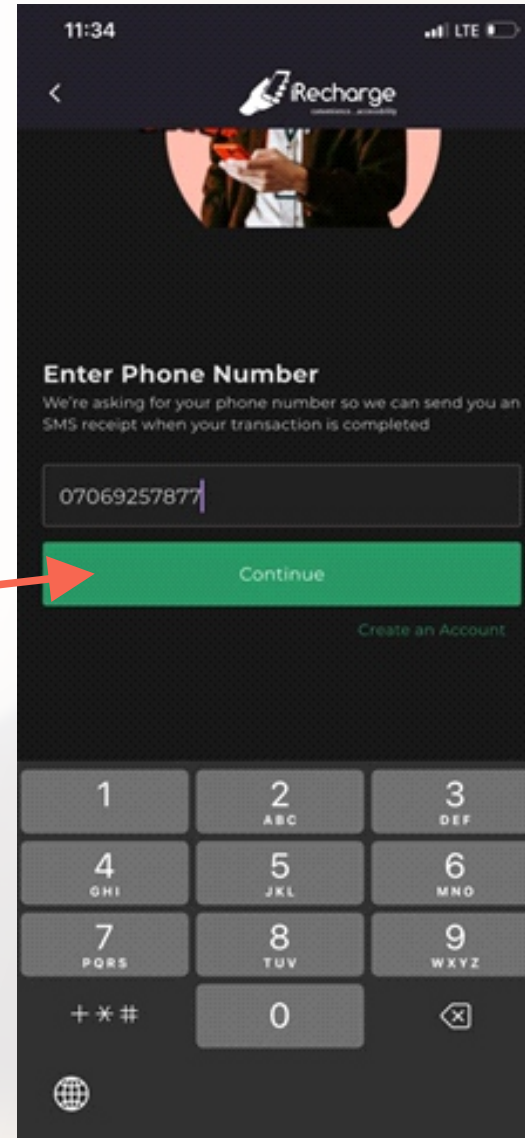
Step 2:

Click on **Pay Bills as a Guest**.



Step 3:

Enter your phone number
and click **Continue**.



11:34 LTE

< iRecharge

Enter Phone Number
We're asking for your phone number so we can send you an SMS receipt when your transaction is completed

07069257877

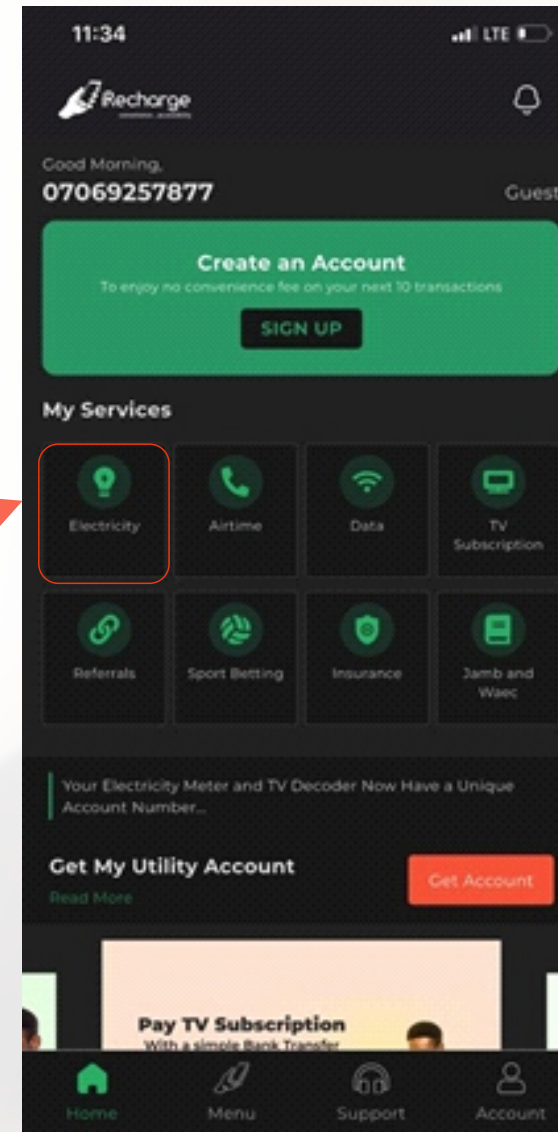
Continue

Create an Account

1 2 3
4 5 6
7 8 9
+ * # 0

Step 4:

From the dashboard,
click on **Electricity**.



Step 5:

Select your state, then enter your meter number, amount, and the phone number to receive the token, and click **Next**.

11:36 LTE

< Electricity

45142013817

Amount

NGN1,000.00

Phone Number

07069257877

Email Address (optional)

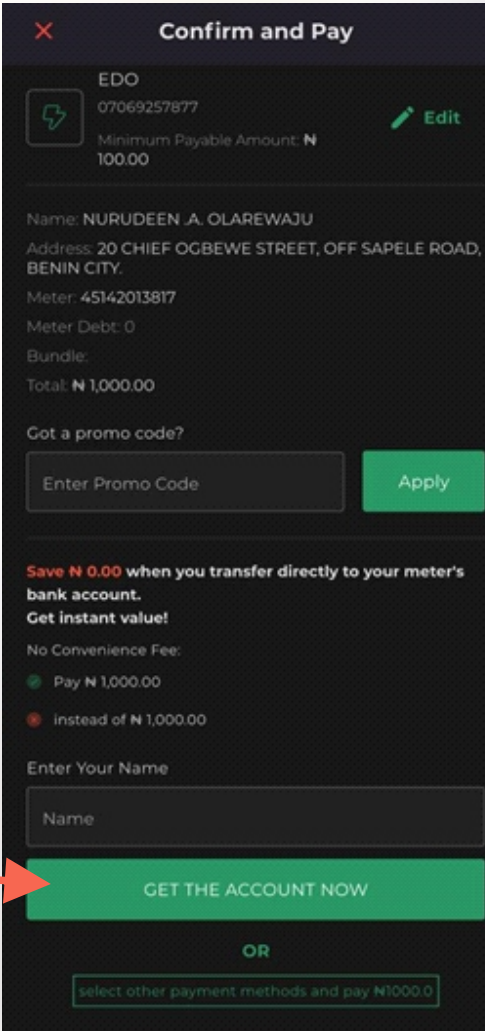
Email

Next

1 2 3
4 5 6
7 8 9
+ * # 0

Step 6:

The app will take you to a confirmation page where you confirm your meter name and address. On the confirmation page, you will see an option that says Get Your Meter's Bank Account. Enter your name and click **GET THE ACCOUNT NOW**.



Confirm and Pay

EDO
07069257877
Minimum Payable Amount: N 100.00

Name: NURUDEEN J.A. OLAREWAJU
Address: 20 CHIEF OGBEWE STREET, OFF SAPELE ROAD, BENIN CITY.
Meter: 45142013817
Meter Debt: 0
Bundle:
Total: N 1,000.00

Got a promo code?
Enter Promo Code Apply

Save N 0.00 when you transfer directly to your meter's bank account.
Get instant value!
No Convenience Fee:
Pay N 1,000.00
instead of N 1,000.00

Enter Your Name
Name

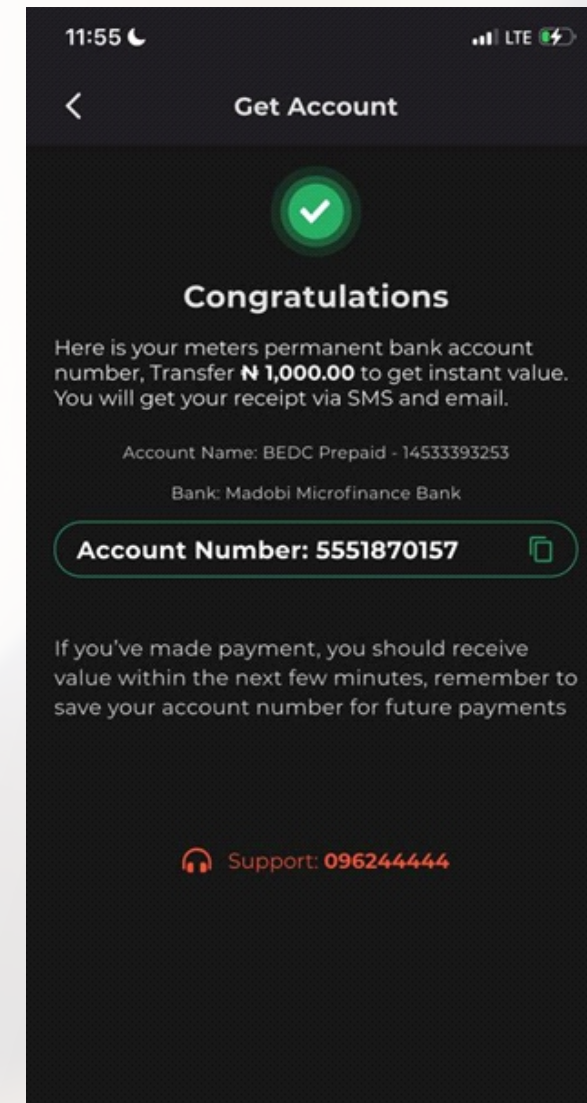
GET THE ACCOUNT NOW

OR
select other payment methods and pay N1000.0

Step 7:

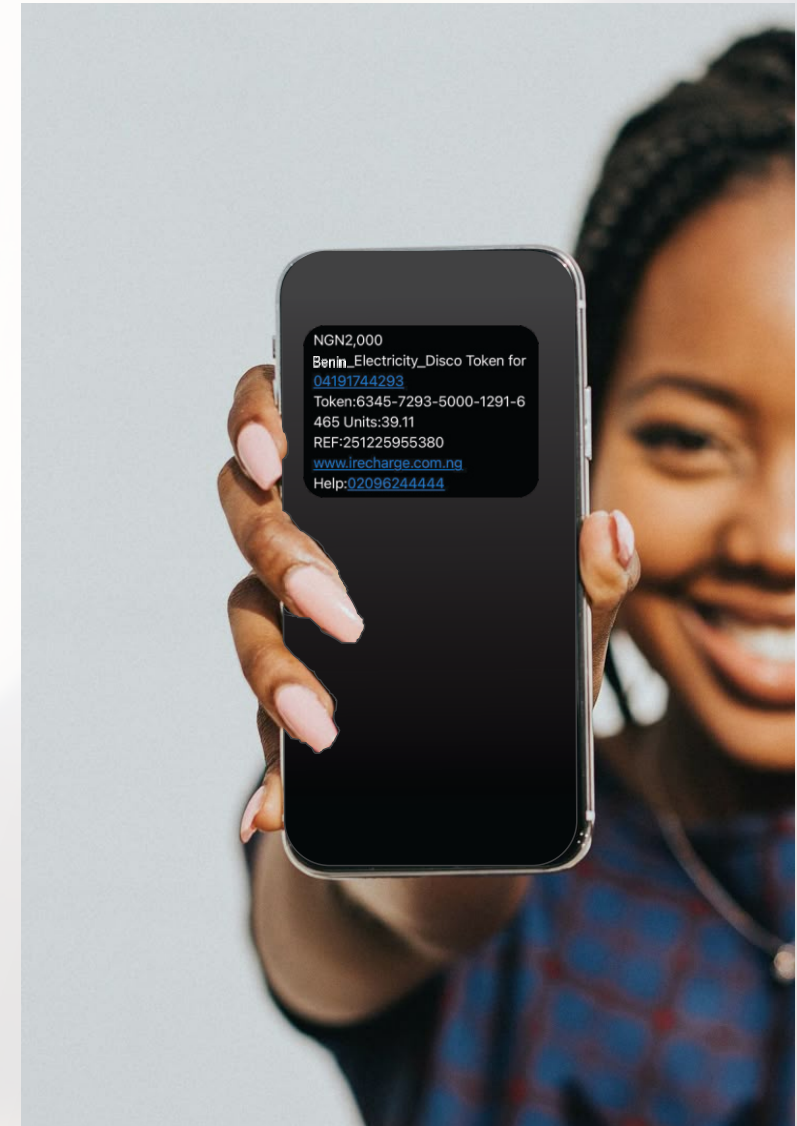
After clicking **GET THE ACCOUNT NOW**, the app will generate your meter's permanent bank account number. The account details will be displayed on your screen, copy the account number and make a transfer.

This account number is permanent for your meter; you can make a transfer to it anytime you want to purchase electricity.



Step 8:

Once the transfer is completed, you will receive your token instantly via SMS. You can also save the account number for future purchases.



iRecharge



Accelerate



OTHER PAYMENT OPTIONS:

At the confirmation page, where you confirm your meter name and address:

You can click on Select Other Payment Methods and choose any payment option of your choice, including Bank Transfer, USSD, or Card Payment.



iRecharge



Accelerate



Get in touch with us

Head Office:

THE ACORN, No. 4, Madiana
Close, Off Dar-Es-Salam Street,
Wuse 2, Abuja.

Website: www.irecharge.ng

Support: 02096244444, 0814 026 3679

Email: help@irecharge.com.ng

 irechargeng  @iRechargeNG  irechargeng

